



 OVERHAUL | TAPA

Brazil: Annual Cargo Theft Report 2024



Table of Contents

1. Executive Summary	Page 3
2. Brazil: Annual Cargo Theft Report	Page 4
a. Spatial Analysis of Cargo Theft	Page 4
b. Analysis of the 10 States with the Highest Number of Cargo Thefts	Page 5
c. Temporal Analysis of Cargo Theft	Page 6
d. Cargo Theft by Product Type	Page 7
e. Cargo Theft by Type of Location	Page 8
3. Spotlight 2024: Highway BR-116 (Dutra)	Page 8
4. General Recommendations	Page 9



Executive Summary

Overhaul's Brazil: Annual Cargo Theft Report 2024 provides an in-depth analysis of the cargo crime landscape in Brazil, based on detailed studies. The analyses were carried out using a sample of exclusive data collected from public sources, complemented by advanced technological resources and insights from specialized analysts.

The report considers cargo theft to be all events involving the transportation, attempted transportation, and/or recovery of raw materials, components, in-process and/or finished products, as well as the theft of cargo vehicles.

Cargo theft continues to be one of the main problems affecting the country's logistics chains. Our 2024 report outlines the spatial and temporal distribution of these crimes across the nation, offering valuable information to help decision-makers establish prevention strategies to mitigate risk in their operations.

The modes of operation employed by criminal groups vary across different regions, states, and roads. Identifying these hotspots is crucial, and we advise that companies employ Actionable Intelligence to devise specific strategies tailored to particular sectors or industries. For more information, please contact us.

Note: In 2024, Overhaul had access to more data on cargo theft across the country, so when making comparisons against the previous year, some important variations can be noted.



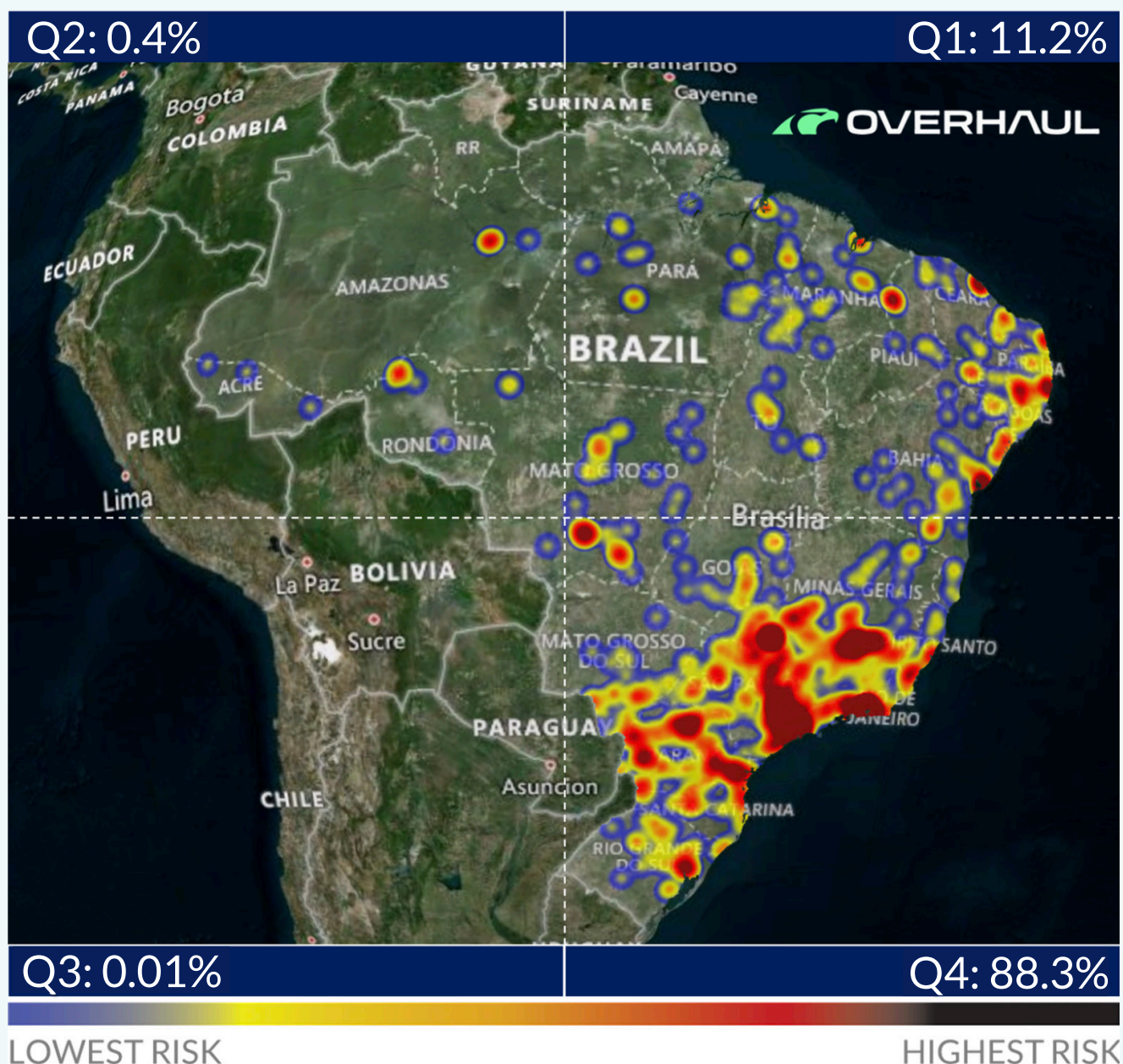


Brazil: Annual Cargo Theft Report

Spatial Analysis of Cargo Theft

The fourth quadrant, which includes the South, Southeast and part of the Midwest, was responsible for 88.3% of the cargo thefts recorded in 2024. The first quadrant, which mainly covers the Northeast, was responsible for 11.2% of criminal activity.

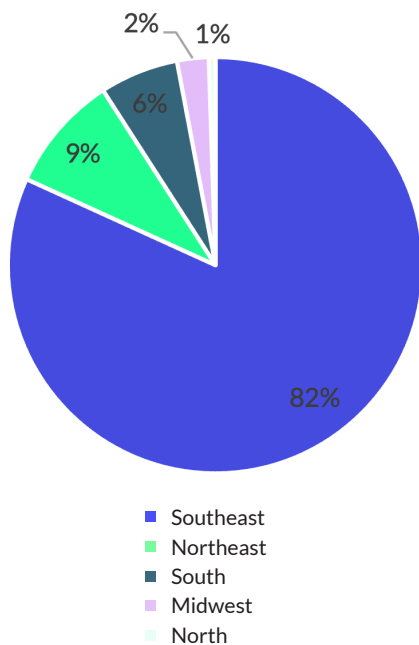
The spatial distribution of cargo theft offenses in the fourth quadrant during 2024 is similar to the distribution from 2023. This quadrant includes the states of São Paulo, Rio de Janeiro, Minas Gerais, Paraná, Santa Catarina, Rio Grande do Sul, and Goiás.



90.9% of cargo thefts nationwide were concentrated in the Southeast (81.8%) and Northeast (9.1%) regions.



Chart 1: Cargo Theft by Region 2024



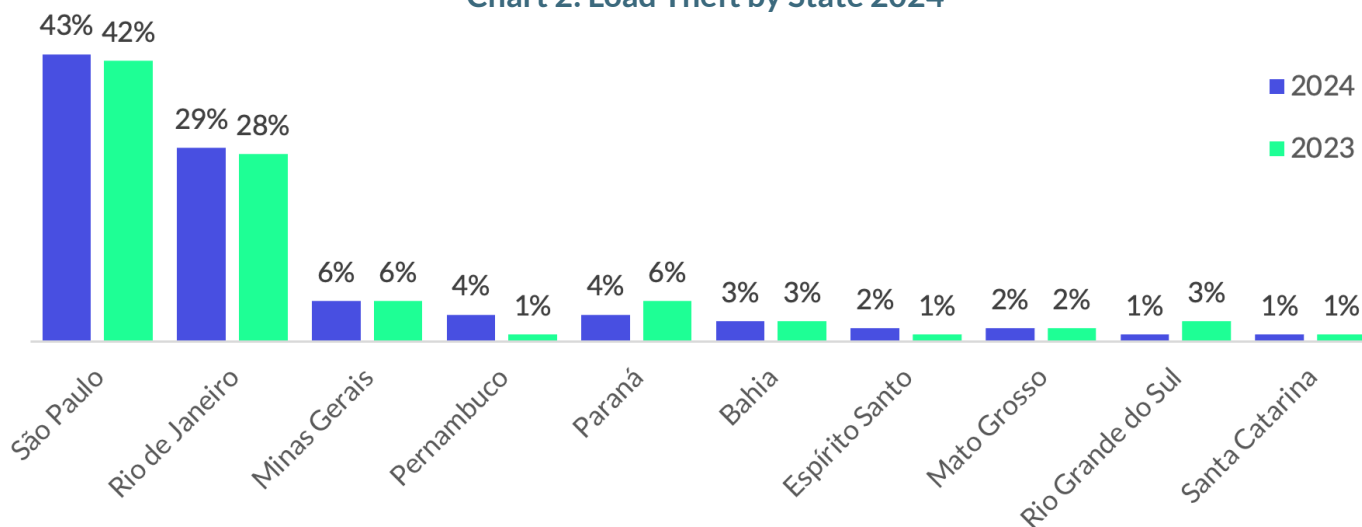
Analysis of the 10 States with the Highest Number of Cargo Thefts

In 2024, 95% of cargo thefts recorded nationwide were concentrated in ten entities. 72% of the incidence occurred in the states of São Paulo (43%) and Rio de Janeiro (29%).

São Paulo and Rio de Janeiro are the country's most important economic zones, so the greater movement of goods in these areas generates greater opportunities for cargo theft.

Comparing crimes in 2024 against 2023, it was found that Pernambuco increased by three percentage points and Espírito Santo by one percentage point.

Chart 2: Load Theft by State 2024





Temporal Analysis of Cargo Theft

In 2024, 89% of cargo thefts occurred between Monday and Friday. The peak in criminal activity was recorded from Tuesday to Thursday, with 58%.

The riskiest times for cargo transportation in 2024 were in the morning, between 6 a.m. and 12 p.m., with 47% of incidents. Another time with high criminal activity was the afternoon, between 12 p.m. and 6 p.m., with 31% of crimes.

Chart 3: Cargo Theft by Day of the Week 2024

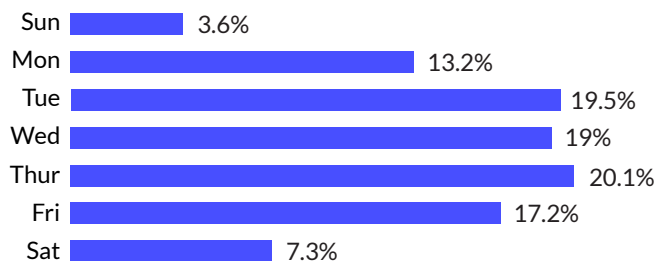
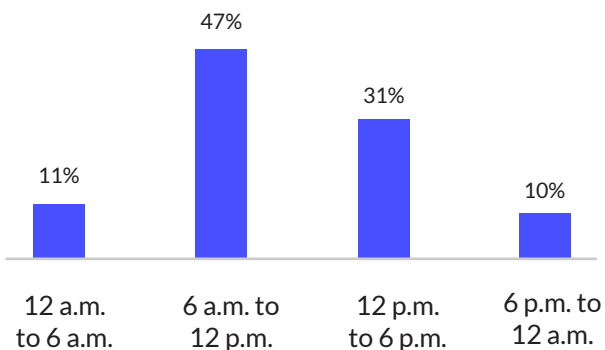


Chart 4: Cargo Theft in Brazil by Time 2024



Source: Own development with data from Overhaul Intelligence Center

Source: Own development with data from Overhaul Intelligence Center

Between 9 a.m. and 12 p.m. there was a peak in cargo theft with 36% of the incidence.





Cargo Theft by Product Type

The five most stolen types of products were *Food & Drinks* (33%), *Miscellaneous* (26%), *Auto & Parts* (7%), *Tobacco* (7%), and *Electronics* (5%).

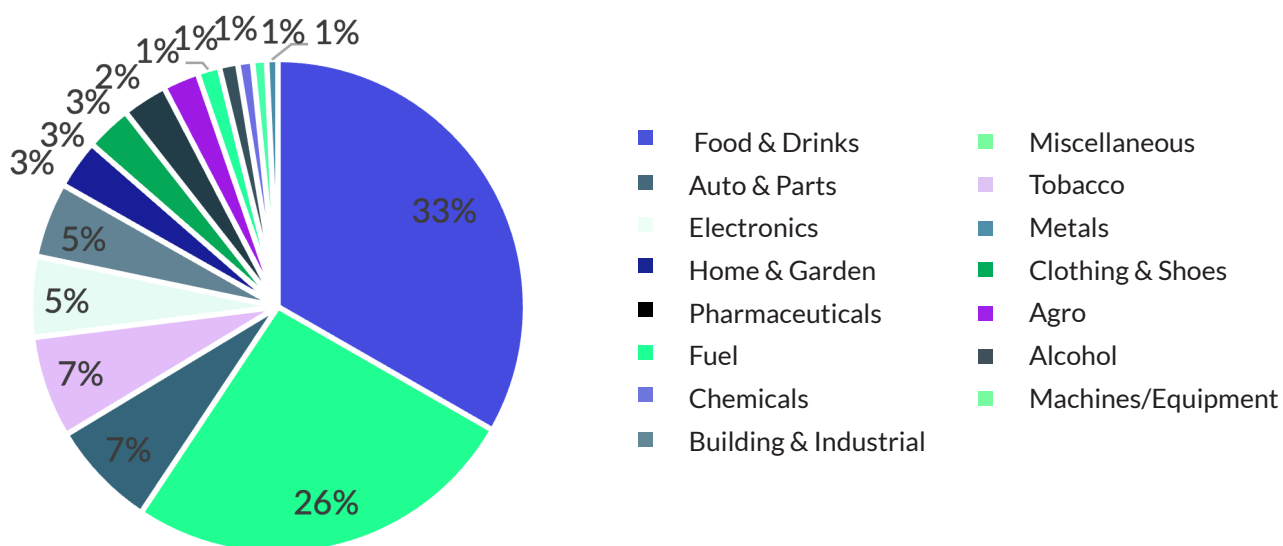
Food & Drinks are highly sought after by criminals due to their easy distribution and sale in informal markets.

Miscellaneous products have historically faced significant thefts. These products mainly consist of mixed cargo and parcel services.

In the *Auto & Parts* category, the main targets for criminals are batteries, tires, and luxury vehicles.

Tobacco (mainly cigarettes) is a highly sought-after commodity by criminals. The most stolen products in the *Electronics* category are computers, cell phones, and consoles.

Chart 5: Cargo Theft by Product Type 2024





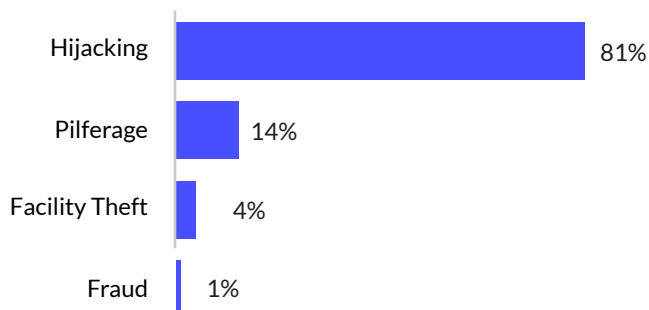
Cargo Theft by Type of Location

In 2024, armed robbery (hijacking) accounted for 81% of offenses, followed by pilferage, with 14% of incidents.

Facility thefts registered an increase of one percentage point compared to 2023.

Fraud, characterized by the participation of an employee or someone connected to the logistics process in providing access to cargo, divulging information, or tampering with internal operations to enable theft, accounted for 1%.

Chart 6: Cargo Theft by Type of Location 2024

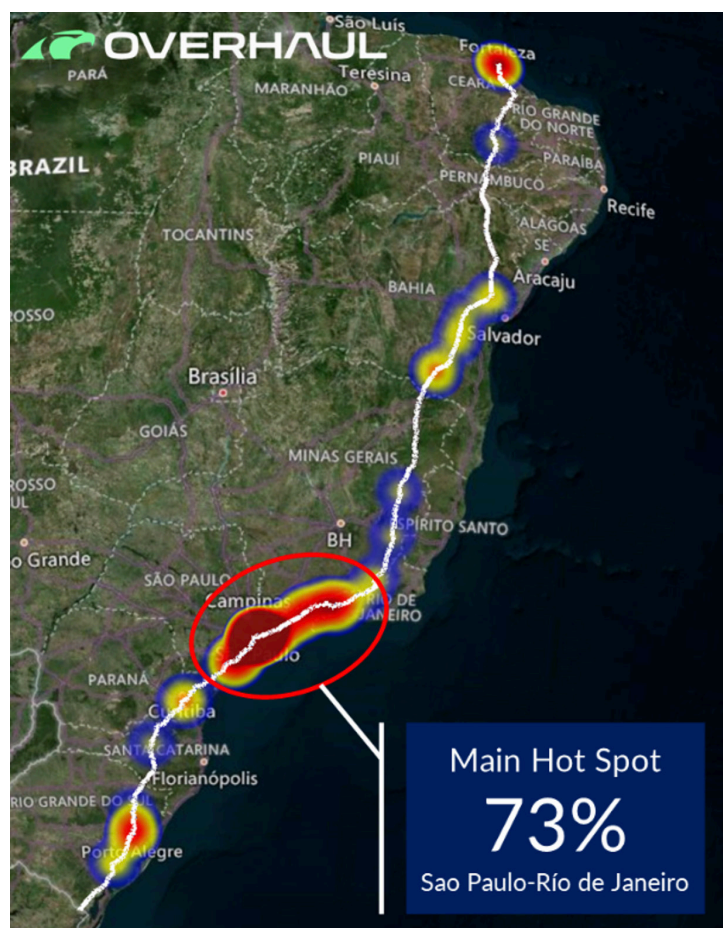


Spotlight 2024: Highway BR-116 (Dutra)

BR-116 is one of Brazil's main highways with an estimated 9.3% of the nationwide incidence of cargo theft. It starts in the city of Fortaleza, in Ceará, and ends in the city of Jaguarão, in Rio Grande do Sul, on the border with Uruguay. At 4,385 km in length, it is the longest route in Brazil, and it crosses 10 states. It passes through important cities such as Porto Alegre, Caxias do Sul, Curitiba, São Paulo, Rio de Janeiro, Governador Valadares, Teófilo Otoni, Vitória da Conquista, Feira de Santana, and Fortaleza.

The 410 km stretch between São Paulo and Rio de Janeiro is known as Rodovia Presidente Dutra. This stretch of highway was responsible for 73% of the incidence of cargo theft on the road. The greatest criminal activity on this highway (BR-116) occurred at night and during the early hours of the morning, between 7 p.m. and 10 a.m. (63%).

60% of the crimes occurred between Tuesday and Thursday. The main targets of criminals on this highway are *Miscellaneous* (22%), *Auto & Parts* (18%), *Food & Drinks* (16%), *Tobacco* (10%), and *Electronics* (9%).





General Recommendations

Some general recommendations for cargo units transiting through the country are to use a combination of physical and electronic security measures, as well as to travel during daylight.

Overhaul is committed to helping our customers mitigate the risks associated with cargo theft violence in Brazil. Through advanced technology and data analytics, we provide control and security from origin to destination.

One of the key ways Overhaul helps customers secure their goods in Brazil is through its advanced tracking and monitoring capabilities, which provide real-time visibility into the location and status of cargo. Overhaul's platform also provides alerts and notifications in case of any unusual activity or route deviations. In this way, companies can take immediate action to address potential security threats.

Another way we help customers protect their products in Brazil is through our advanced analytics capabilities. By leveraging data from a variety of sources, such as GPS tracking, weather data, and historical crime data, our platform provides insights into potential security threats—such as high-risk areas and routes—and enables companies to proactively identify and address them.

Finally, the Overhaul platform offers a number of tools and resources to help companies manage their supply chain security more effectively. This includes access to a range of security experts and consultants, training and educational resources, and reporting and analysis tools that enable our customers to track and measure the effectiveness of their security.

