



# ● Managing Global Supply Chain Risk in an Era of Uncertainty

Tony Pelli  
Practice Director,  
Security and Resilience



# A purpose-led organization

2

For more than 120 years BSI has benefitted the world in a profoundly unique way.

Incorporated by Royal Charter, we reinvest our profits to foster progress and increase trust between consumers, governments and organizations.

We help organizations achieve their goals and grow sustainably, while balancing the need for profit with the needs of the planet and its people.

Ultimately, we help business and society thrive together in an increasingly digital and more sustainable world.



## With a global presence

BSI has a presence on every continent, with 87 offices in 31 countries housing more than 5,518 colleagues

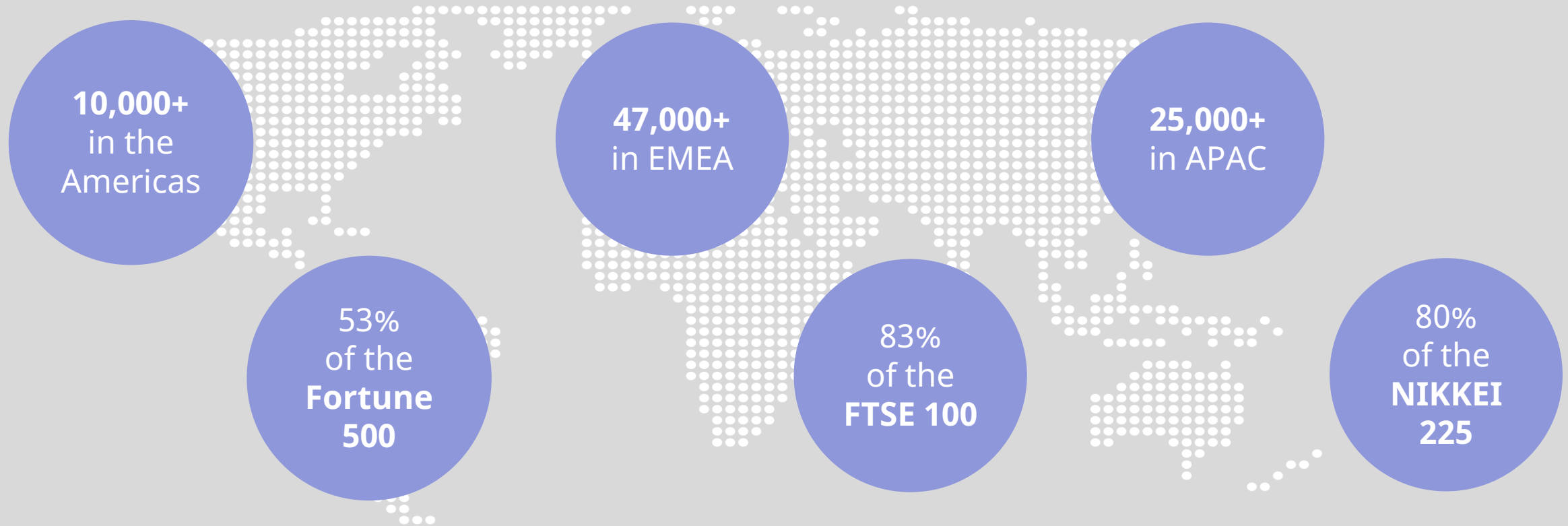
Our 84,000 clients in 193 countries range from globally recognized brands to small, local businesses



# Imparting our expertise worldwide

4

BSI is an integrated global enterprise, serving stakeholders and clients, from globally recognized brands to small local companies





## Major Supply Chain Trends – 2021 Onwards

5

- Increasing geopolitical tension shaping global supply chains
- Changing manufacturing footprints
- Change to retail and distribution models – closer to customer
- Cybersecurity continue to be a major concern
- Increased technology investment in supply chains

## What Does This Mean For Supply Chain Risk?

6

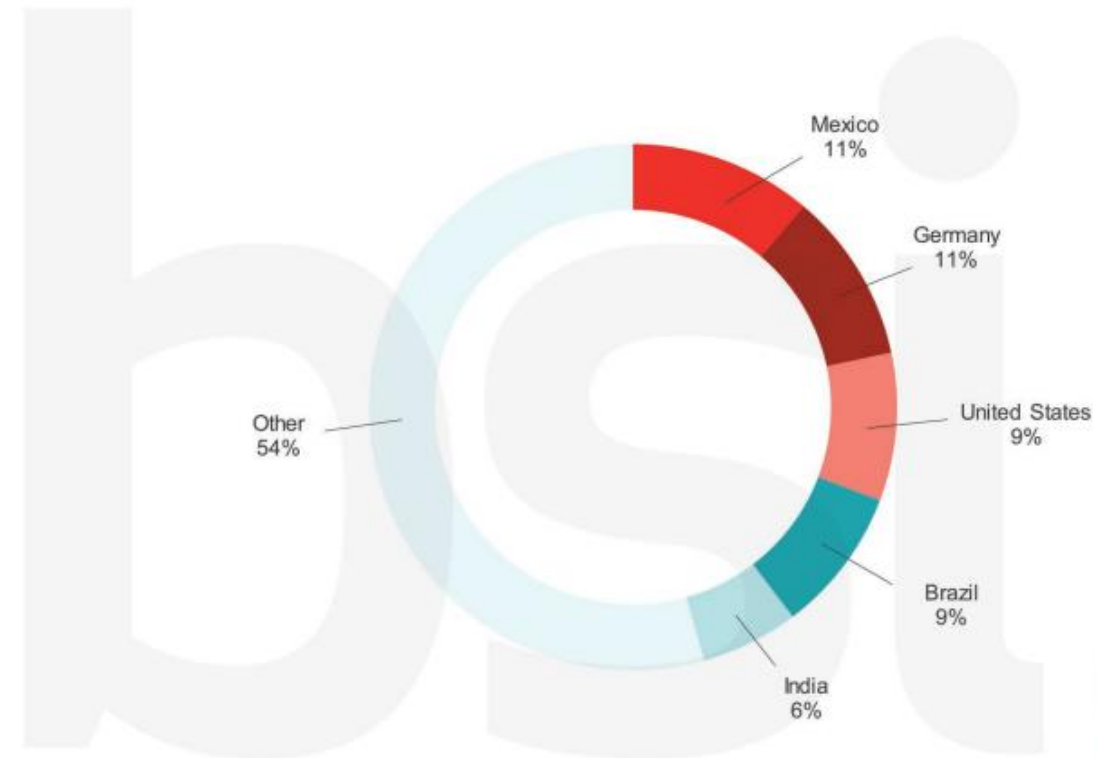
1. New operating environments and models with new risks
2. Increasing linkage between physical and cybersecurity risks
3. Technology can be both a friend and a foe for supply chain risk management

# ● Supply Chain Risk Trends

# Global Cargo Theft Trends Q2 2023

- Violent cargo theft common in Mexico and Brazil
- More sophisticated theft methods, like fictitious pickups, are used in the United States
- Germany faces a large number of electronics thefts, resulting in large losses
- In India, insider participation contributes to a significant portion of thefts

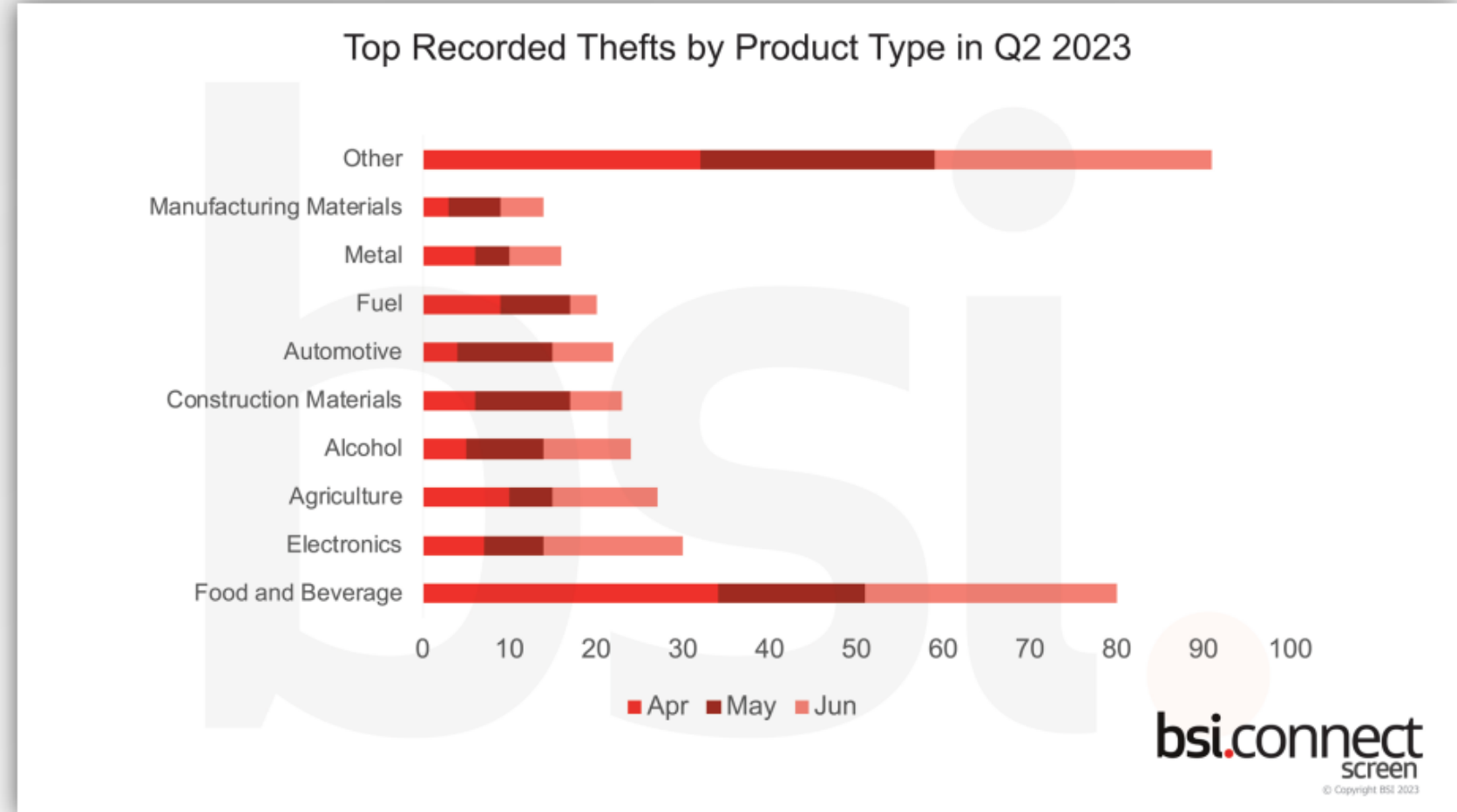
Top Countries of Concern for Cargo Theft in Q2 2023





# Global Cargo Theft Trends Q2 2023

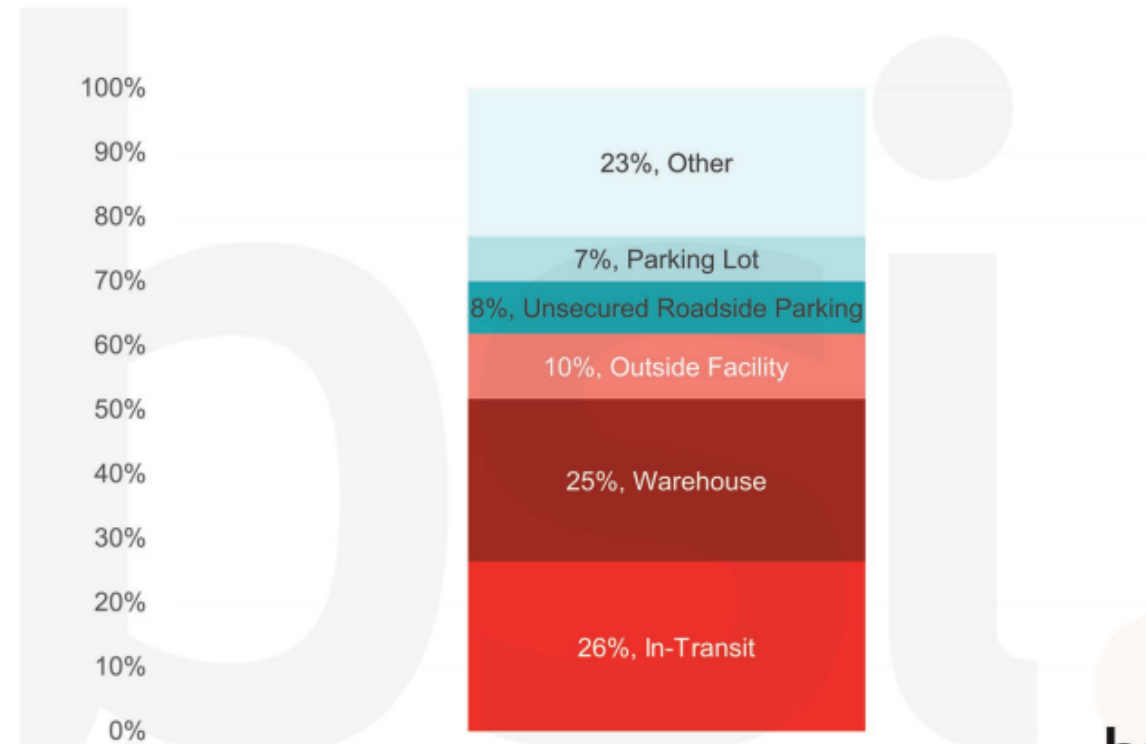
- Higher than usual food prices due to natural disasters and geopolitical events make food an attractive target for theft
- The metals in some construction materials are common components in electronics, incentivizing theft



# Global Cargo Theft Trends Q2 2023

- To prevent in-transit thefts, consider mapping out routes in advance, using GPS tracking, and maintain a constant line of communication with transporters, especially 3PLs
- To prevent warehouse thefts, consider performing some form of security gap assessment

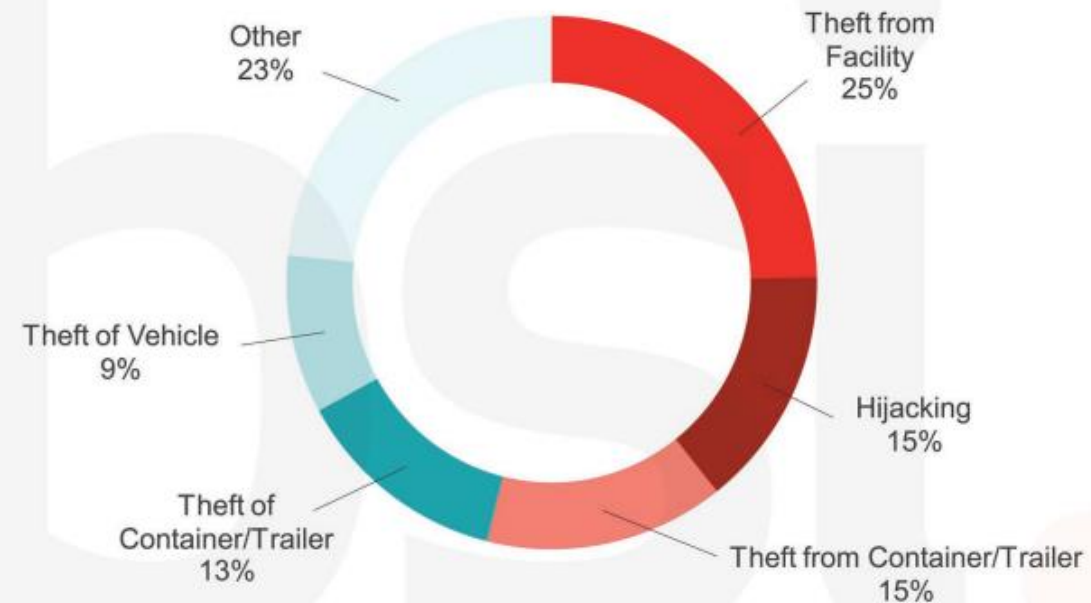
Breakdown of Top Theft Locations in Q2 2023



# Global Cargo Theft Trends Q2 2023

- Regardless of type, nearly 12 percent of thefts involved insider participation
- Maintain standard security measures, including background checks for employees who handle cargo

Top Theft Types in Q2 2023



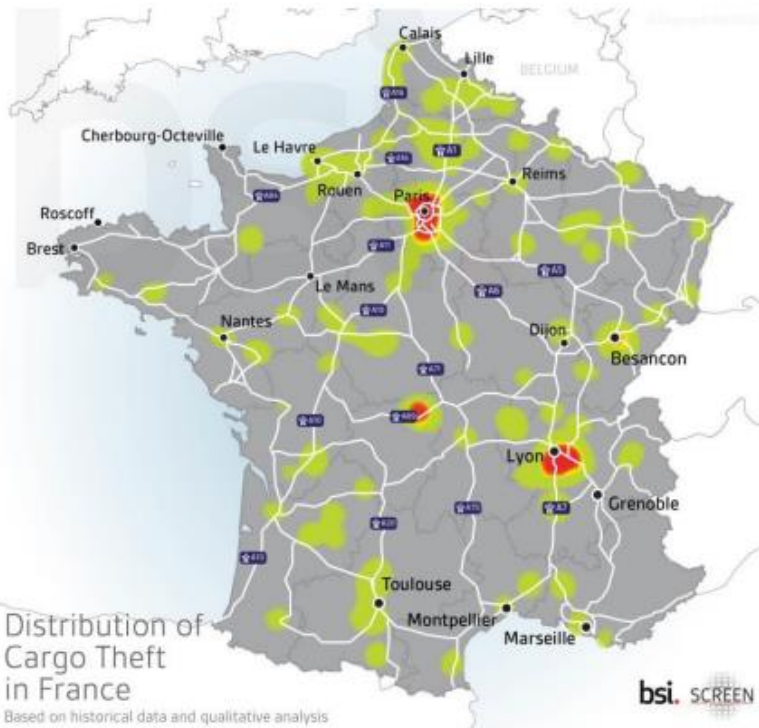
# Europe Cargo Theft Overview for Q2 2023

- Warehouse represented the top location for theft H1 2023, a typical trend in Europe
- Unsafe parking areas continued to account for a significant portion of thefts
- These locations include parking lots, unsecured roadside parking, and some rest areas
- Route mapping to select for parking locations with stringent security standards can help avert cargo thefts
- Slight increase in hijackings between Q1 and Q2





# Lack of Secure Parking Continues to Lead to Thefts in Europe



- In the Italy, unsecured locations, such as roadside parking areas and parking lots, accounted for almost a third of cargo thefts between 2021 and 2022
- In France, cargo theft most commonly impacts parked trucks and trailers outside warehouses and at unsecured parking lots
- These statistics highlight the ongoing problems related to a lack of secure parking in Europe



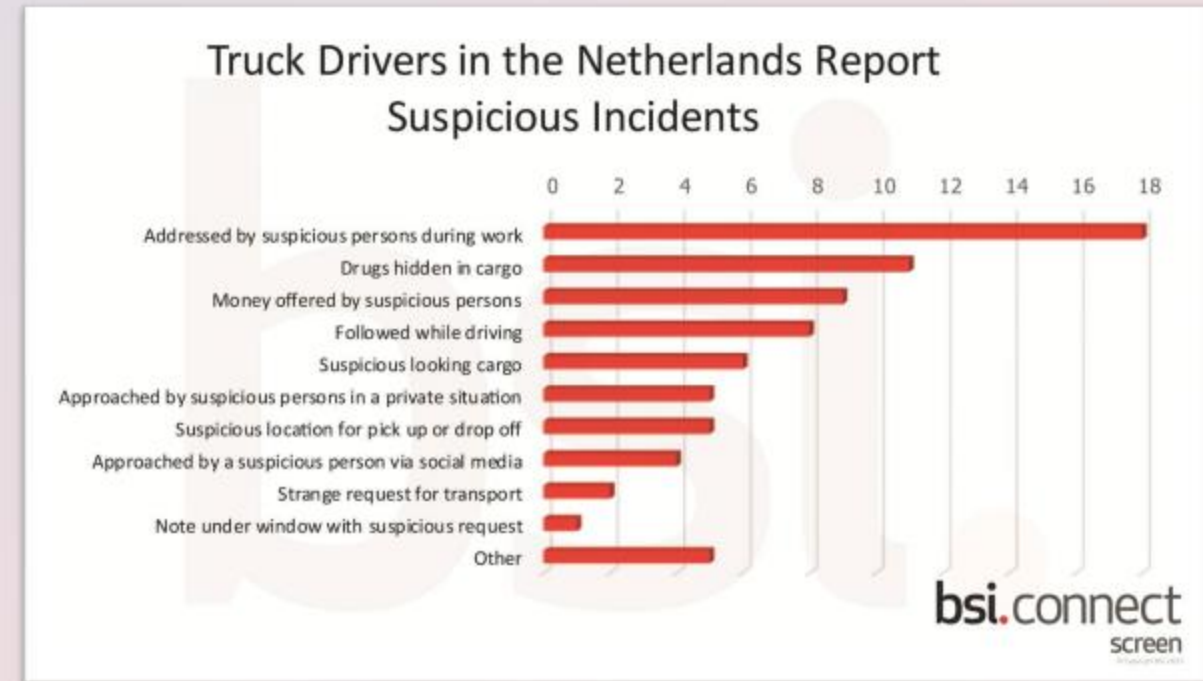
# Hijackings in Europe are Infrequent but Can be Costly



- Hijackings accounted for only two percent of recorded theft types between 2021 and 2022 in Europe
- When hijackings do occur, they generally result in a significantly higher average loss value than other types of cargo thefts
- The top countries for hijackings in Europe include France, Italy, Germany, the United Kingdom, and Spain
- Thieves most commonly hijacked vehicles transporting Tobacco, Apparel, and Food and Beverage products

## Driver Intimidation in the Netherlands

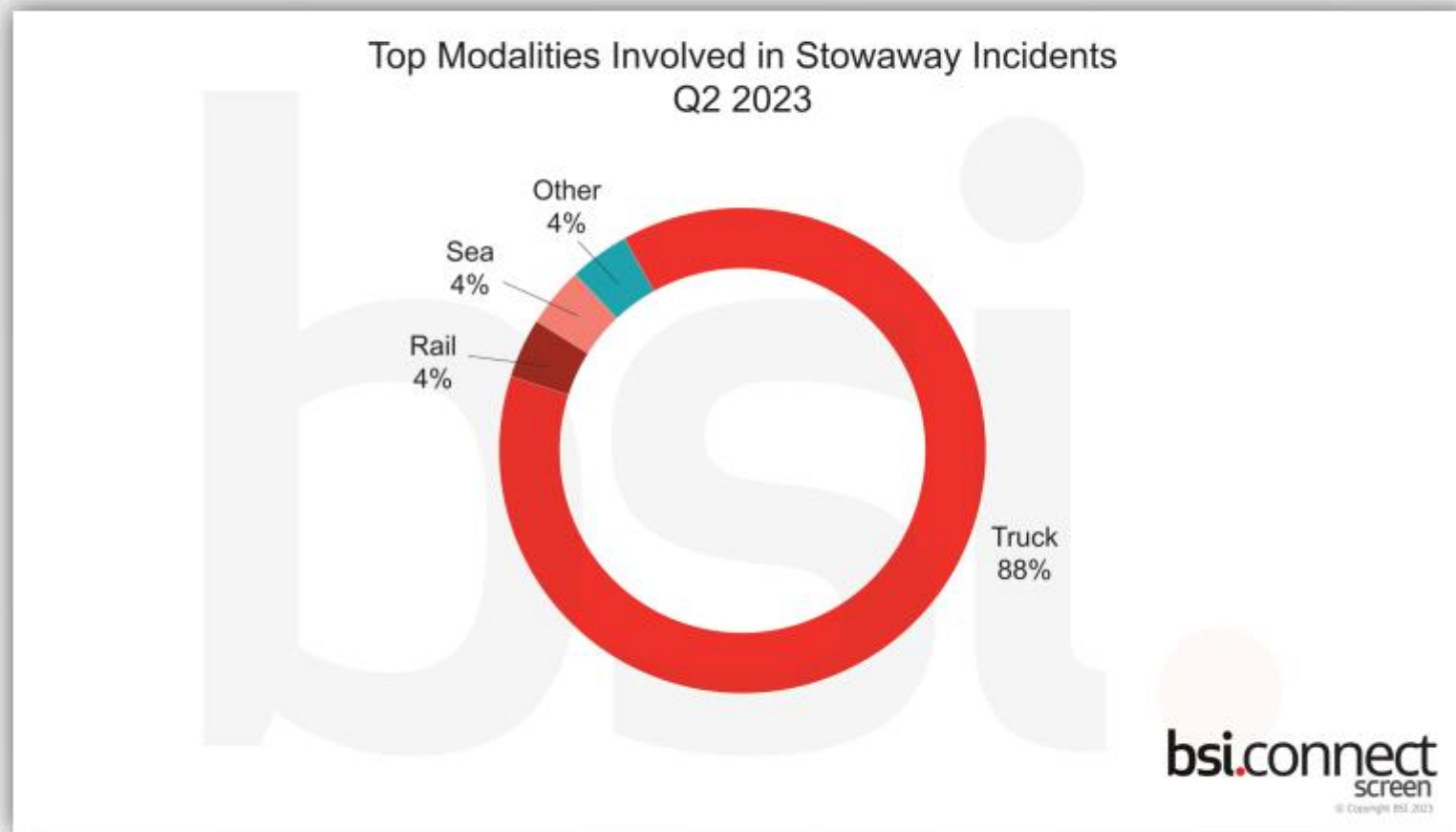
- A survey conducted among truck drivers in the Netherlands revealed that a significant percentage of respondents had faced coercion to transport illicit narcotics
- The Netherlands is one of the largest distribution points in the world for illegal drugs
- The Port of Rotterdam is a prominent location for illegal drug shipments, serving as one of the leading transit points for drug trafficking in Europe
- Officials also intercept consignments of cocaine and other drugs at the Ports of Vlissingen, Schiphol, Amsterdam, and IJmuiden, as well as at the Schiphol and Maastricht Airports





## Global Stowaway Trends Q2 2023

- Top Countries for reported stowaway incidents in Q2 2023:
  - **Romania**
  - **Bulgaria**
  - **Mexico**
  - **United States**
  - **Turkey**
  - **Germany**
- BSI continues to track migrant stowaway incidents, particularly throughout the Americas and Europe, where organized criminal groups may be involved, including cartels throughout the Americas



# ● Country Focus: India

# India Cargo Theft Trends

- Cargo theft concentrates in: **Delhi, Uttar Pradesh, Bihar, Haryana, Rajasthan, and Madhya Pradesh**
- Insider participation contributes significantly to cargo theft, particularly electronics
- Thieves are increasingly targeting electronics

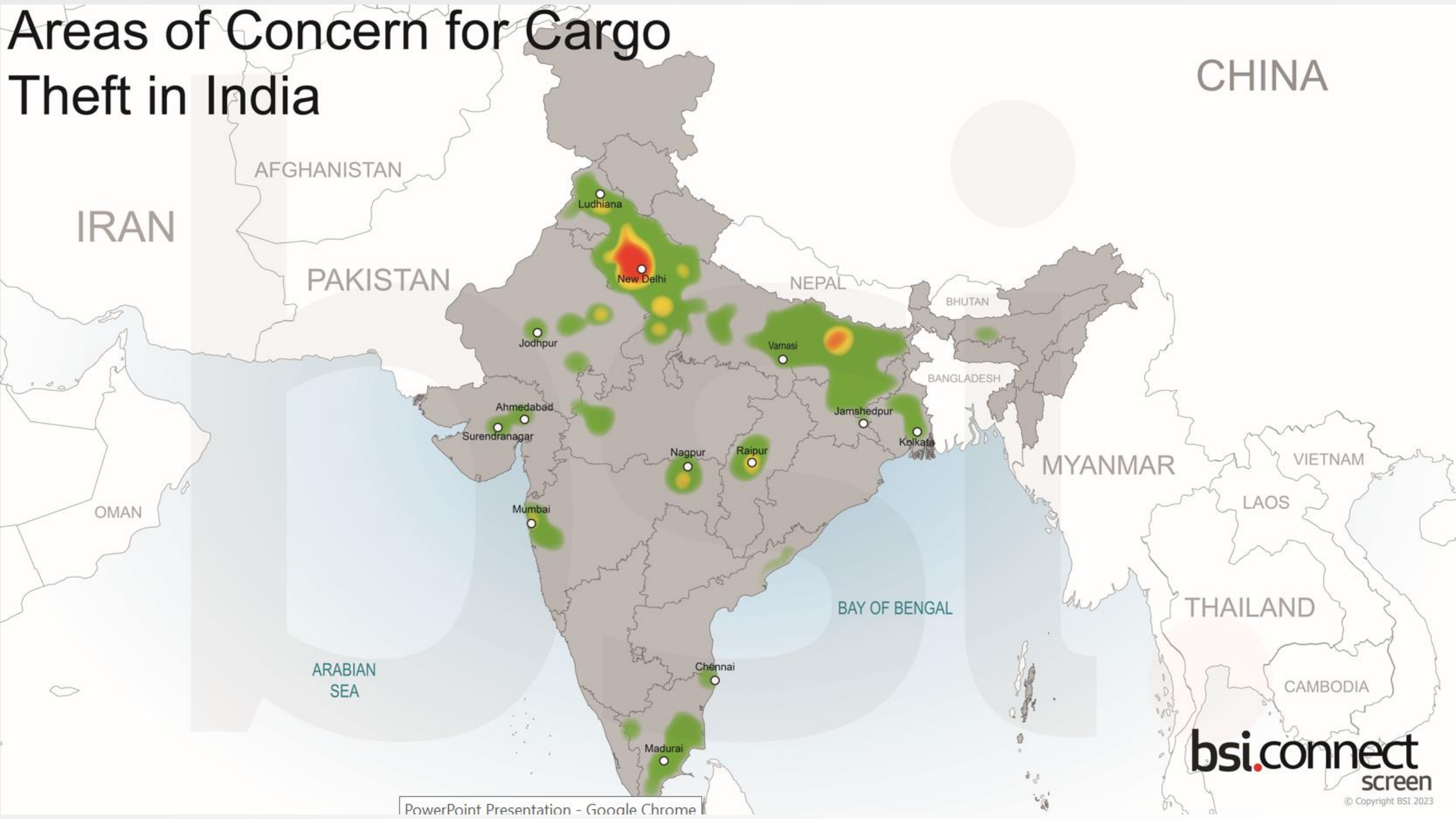




## Notable Incidents and Tactics in India in Q2 2023

- In June, police in Delhi, India uncovered a ring of five thieves targeting cell phone shipments. Some of the thieves worked as drivers for transportation companies while others befriended drivers to obtain shipment and route information. The thefts involved breaking into and replacing the seals on the trucks to hide the thefts, which occurred as the drivers moved goods from factories to logistics centers. Police recovered a total of 105 phones.
- In May, a driver stole a truck in Nagpur, Maharashtra State with a consignment of 685 laptops, monitors, and accessories. The total value of stolen goods amounted to \$736,000 USD. When the truck failed to reach its destination of Delhi, police used GPS to track its location and recover the cargo.

# Areas of Concern for Cargo Theft in India



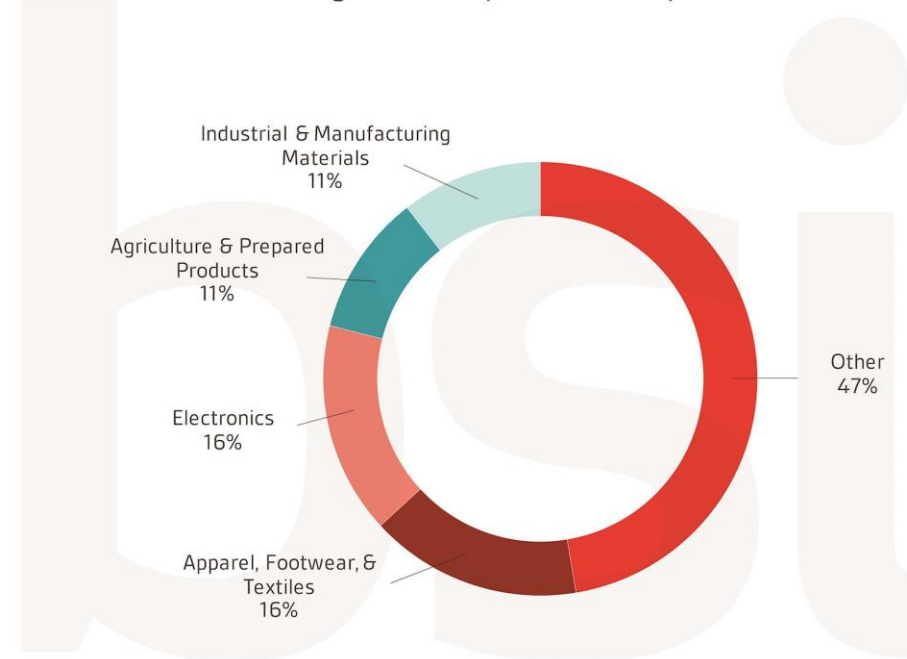
# ● Country Focus: Vietnam

# Vietnam Cargo Theft Overview

22

- Pilferage and partial load theft are the most common types of theft
- Incidents concentrated near Ho Chi Minh City and the Tan Thuan Export Processing Zone
- Sophisticated tactics, such as posing as drivers and falsifying records, are often used
- Significant amount of insider participation

Cargo Theft by Commodity in Vietnam



# ● Country Focus: Malaysia



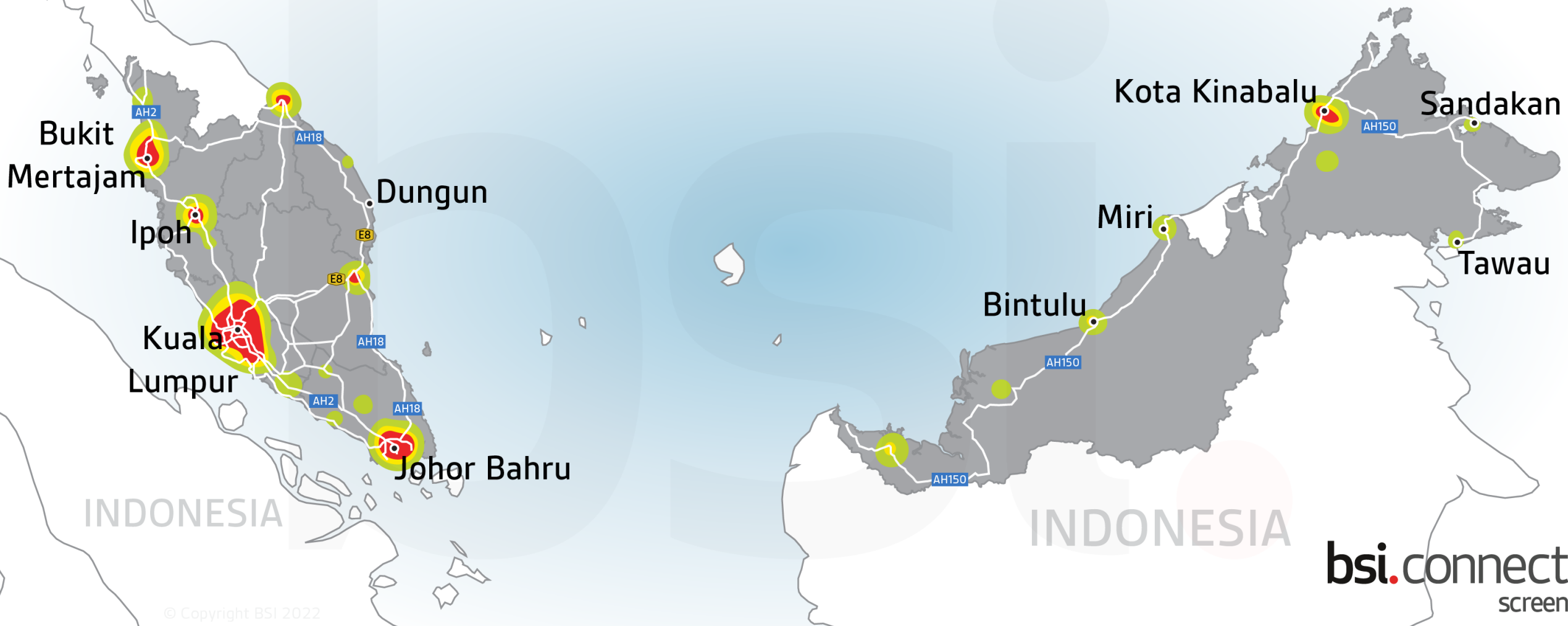
# Malaysia Cargo Theft Overview

24

- Top commodities targeted include electronics, metals, rubber, and consumer goods
- Hijackings have been known to occur near Kuala Lumpur and states of Selangor, Johor, and Sabah
  - In particular, route between Kuala Lumpur and the port of Klang in Selangor
- Electronics shipments leaving FTZs are also targeted

# High Risk Areas for Cargo Theft in Malaysia

Based on historical data and qualitative analysis



© Copyright BSI 2022

# ● Managing Global Supply Chain Risk

## Reactive

Responding to problems  
after they happen

### Actions Taken

Gap Assessment

SOP Development

Training

Basic Data Analysis

## Proactive

Respond to potential problems  
before they happen

### Actions Taken

Supply Chain Risk Mapping

Country Risk From SCREEN

Vendor Risk From SCREEN

Training

Strategic Audit  
Management

## Best Practice

Supply chain risk management  
benefits the entire business

### Actions Taken

Benchmarking

Return on Investment  
Analysis

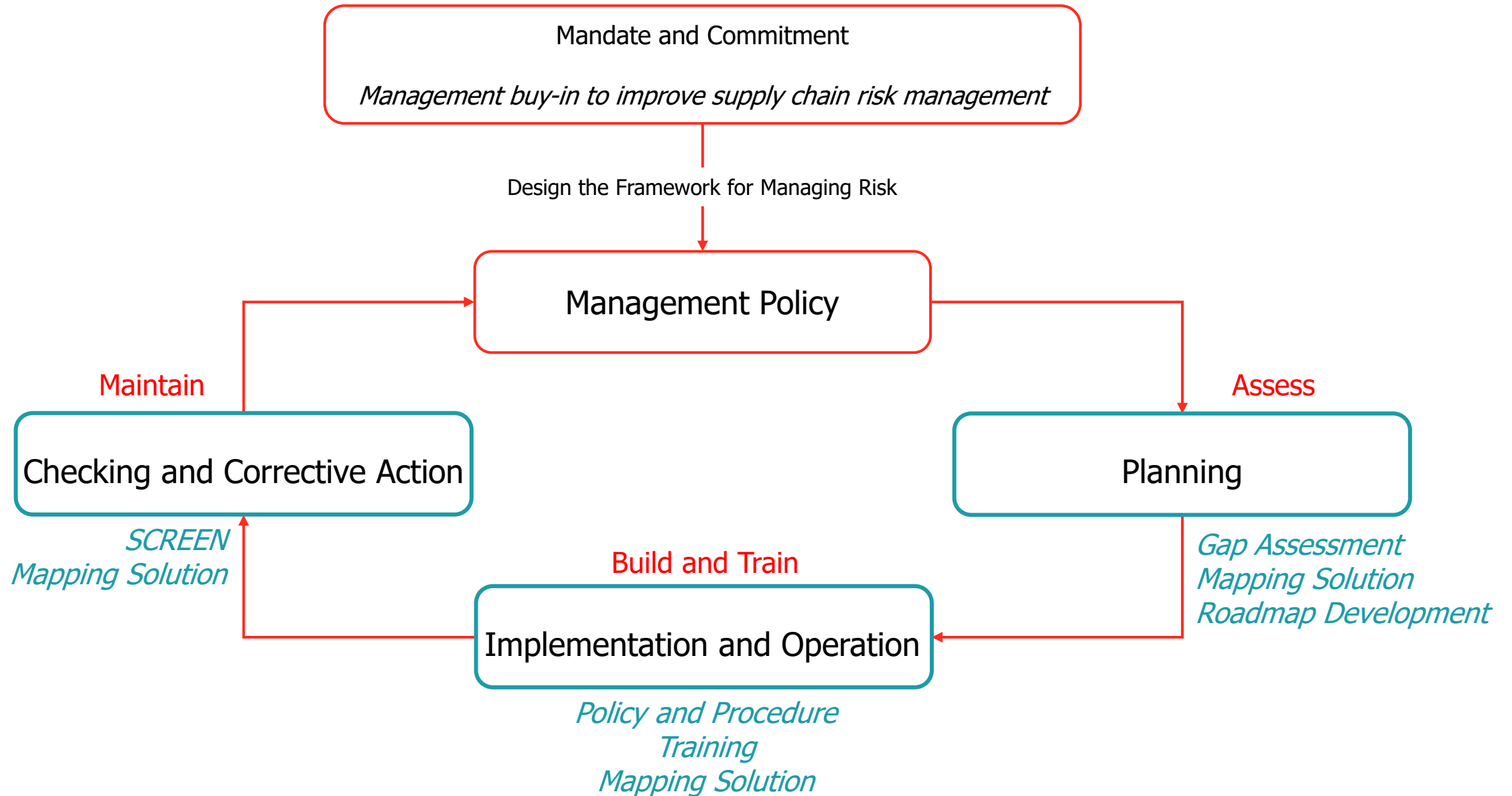
Root Cause Analysis

Process Improvement and  
Automation

Comprehensive Risk  
Assessment

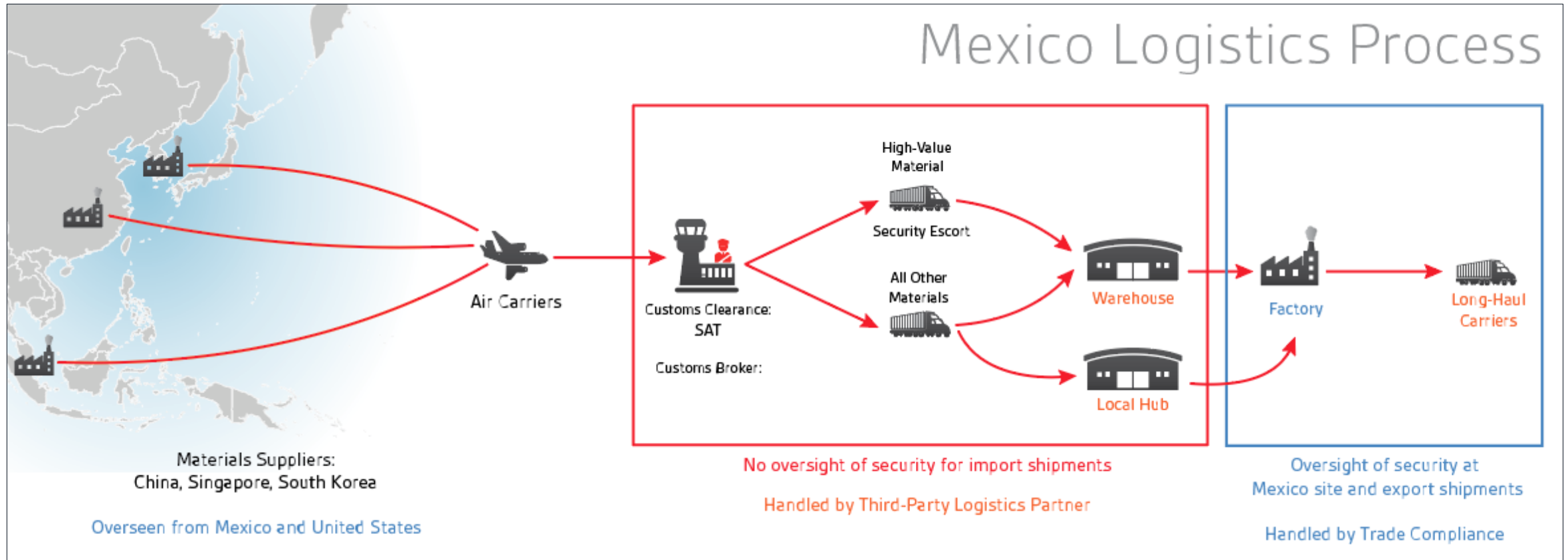
Policy and Procedure Development, Performance Measurement

# Management Systems Framework

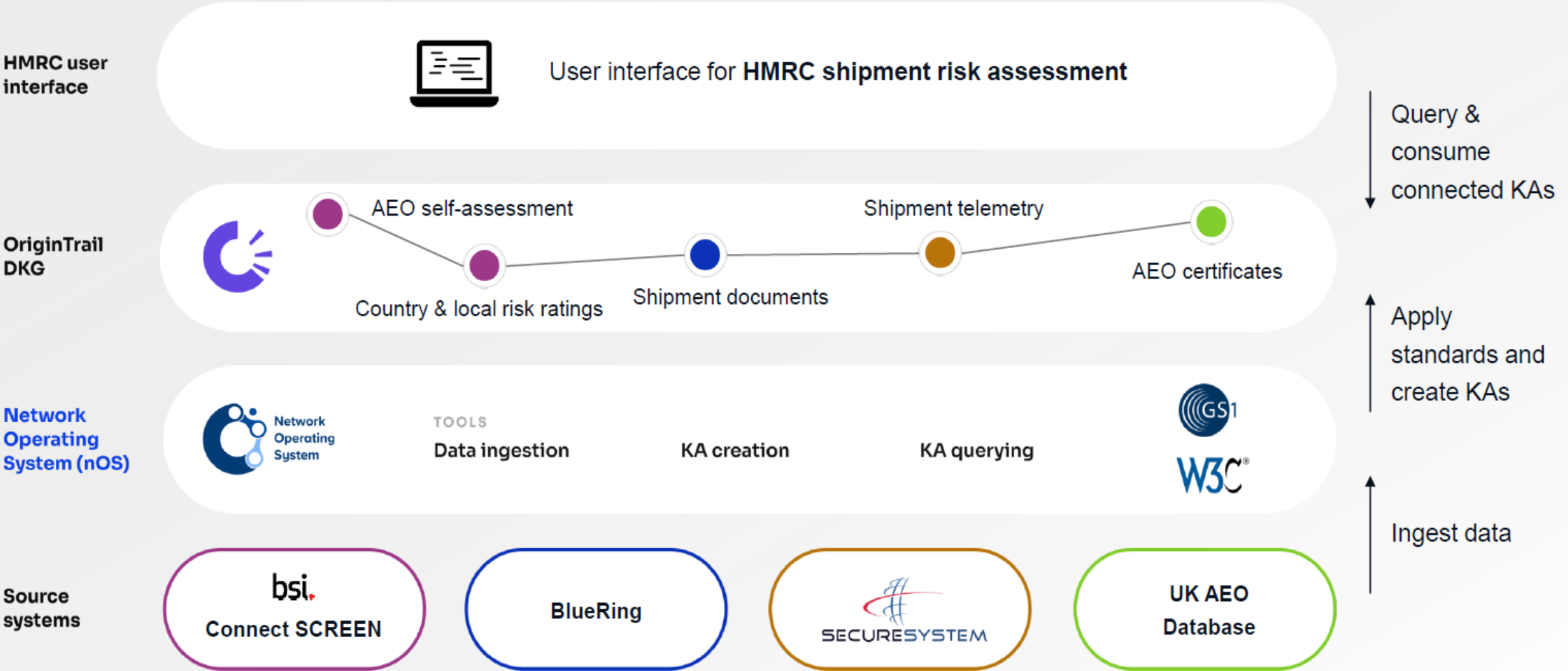




# Mapping the Logistics Process



# Creating interoperable Knowledge Assets from shipment and contextual data



← GO BACK

# Shipment 100002873

ID type      CMR number

## Overview

CMR number      100002873

Direction      Inbound

Transport mode      Road freight

Load type      Full Truckload (FTL)

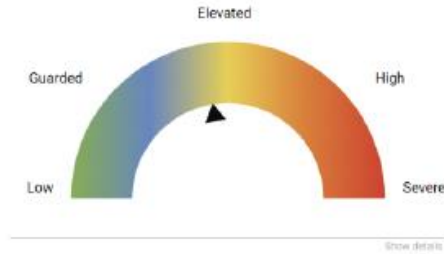
Shipper      SanLucar Fruit S.L.U. ✕ AEO

Consignee      Melon & Co. Ltd. ✕ AEO

Carrier      Grupo Caliche S.L. ✕ AEO

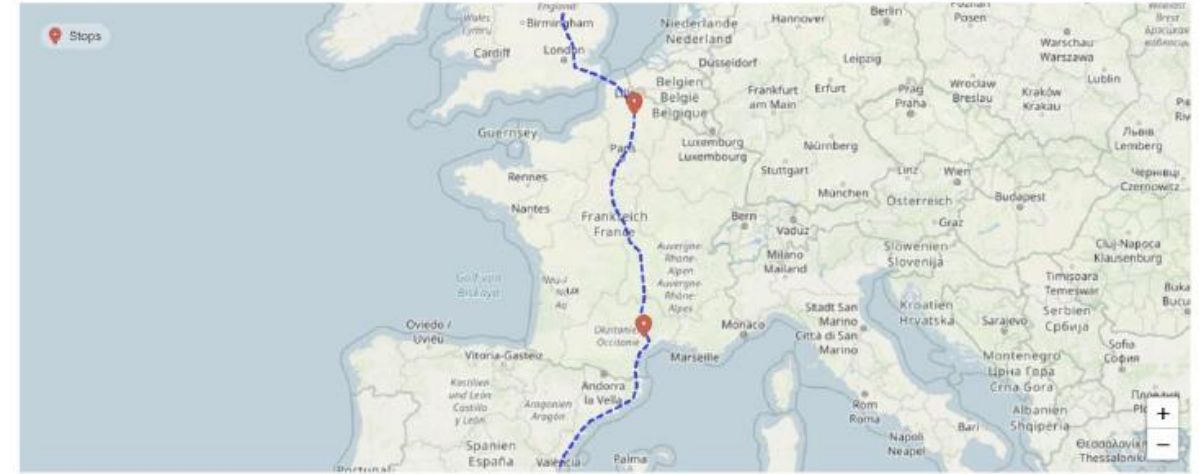
Type of goods      Galia melon, Yellow melon, Cantaloupe melon, Water melon

## Shipment risk assessment



## Shipment route overview

Number of stops      2 stops



## Knowledge Asset profile

Latest update : 02/08/2023

[did:kg:otp/0x1a061...5f/375800](#)

Asset GS: 3 ①

Owner [0xD49c6F...ID3Ec675C](#)

Blockchain    OTP Testnet

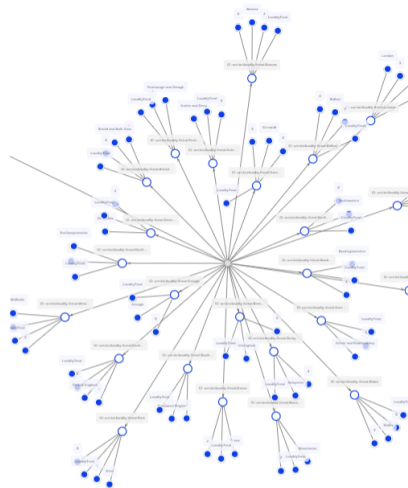
NFT    [ERC721 NFT](#)

## Resources

[ID urn:bsi:country-threat:UnitedKing...  
Name United Kingdom](#)

[See all resources](#)

Legend >



+ -

Mapping supply chain assets to create:

- Real-time predictive analytics
- Deeper analysis of data
- Proactive data analysis
- Improving supply chain efficiency and risk management



Hi! How can I help you today?

What is the cargo theft risk in france





Thank you.